


King of the Skies
Teacher's Guide for Grades K - 3
With Student Activity Sheets



by Rukhsana Khan
www.rukhsanakhan.com

About Rukhsana Khan

Rukhsana has been writing seriously since 1989 with, at this point, ten books published, several of which have been nominated and/or won various awards. Along the way she also became a storyteller and has performed at numerous festivals. For more information on Rukhsana and her books please see her website:

www.rukhsanakhan.com



Rukhsana was born in Lahore, Pakistan and immigrated to Canada, with her family, at the age of three. She began by writing for community magazines and went on to write songs and stories for the Adam's World children's videos. Rukhsana is a member of SCBWI, The Writers Union of Canada, CANSCAIP, and Storytelling Toronto. She lives in Toronto with her husband and family. Rukhsana has four children, three girls and a boy.

Books by Rukhsana:

Wanting Mor

A New Life

Many Windows

Silly Chicken

Ruler of the Courtyard

The Roses in My Carpets

Muslim Child

King of the Skies







Bedtime Ba-a-a-lk

Dahling if You Luv Me Would You Please Please Smile



Acknowledgement: This study guide created with help from Tracie Vaughn Zimmer (www.tracievaughnzimmer.com)

The following curriculum applications are fulfilled by the discussion topics and activities outlined in this teacher's guide:

Legend	
 writing applications	 character applications
 visual art applications	 math applications
 drama applications	 Social Studies




Discussion Topics before reading the book

Grades K - 3:

Explore the Setting and Basunt:

Find Pakistan and then Lahore on a map.



Read the information piece at the back of the book. Discuss the meaning of any unusual words.

Basunt is a spring festival. What other spring festivals can you name?

This is a good website to find out more about Basunt:

<http://www.thingsasian.com/stories-photos2333>

The following books describe kite flying and Kite festivals in other cultures. Discuss what makes the festivals the same as Basunt and what makes them different.

Kite Flying by Grace Lin

The Emperor and the Kite by Jane Yolen

The Tiny Kite of Eddie Wing by Maxine Trottier



Discussion Topics and Activities after reading the book:



Grades K - 3:

Discussion Topics

What does the boy mean when he says, “I can’t walk and I can’t run. But I can fly.”?

Why is the day of Basunt so important to the boy?

Describe the steps you would take to build a kite to compete with his at next year’s celebration.

Imagine if the Bully had cut the boy’s kite? What would the boy have done?

How would you feel if you were the boy?

Predict what the Bully will say to the boy the next time he sees him.

What do you think will happen next year at the celebration of Basunt?

In your own words define these words: Basunt, Guddi Chore, ghee, advantage, scythe, parapet. Draw a picture representing each word.



The boy says he fought fair when he was dealing with the Bully’s kite. Was he really fair?



Why did he drop the green kite over the roof?

At the end of the story the boy says he is no longer king of the skies. Do you think he minds going back to being ‘normal’?



Activities:

Using bamboo and tissue paper, design a kite for height and speed. Why does the big kite move slower than the small kite?



On pg. 6, colour the picture of the kite and design it so that it would best represent you.



In pairs, act out the entire story told in King of the Skies.



Using the first page, tap out the rhythm of the words as the teacher reads them.


The girl on the ground never says a word yet we know how she feels. Pretend you are her and tell your partner the story that girl went home and told her own mother.



As you reread the story, write down all the feelings that each person would have felt throughout the tale. Example : Girl on street: disappointment, sadness, surprise, joy, excitement.



This story is about a boy with one disability and one amazing ability. Make a graph for the class. List everyone's disabilities and abilities. ie. Who can skip rope, who can ride a bike, who can tie their shoes, who can whistle, who can snap their fingers. This will show that just like the boy in the story there are some things we can do and some things we can't do—we each have our own abilities and disabilities.




Draw a silhouette of yourself on a kite shape. Tie a string for a tail. On the front write all the things you can do. On the back write things you wish you could do. Hang them from the classroom ceiling for your own little Basunt.



Student Activity Sheet

Grades K – 3

Colour the Kite!





Student Activity Sheet

Grades 2 – 3



1. Who are the major characters in the story?

2. Why is the day of Basunt so important to the boy?

3. Describe how his sister helps him with the kites.

4. Does the bully's kite match the bully? Does the boy's kite match him too?

Explain. _____

5. Who is nicer to each other, the sister to the brother, or the brother to the sister? Why?

Other Resources:

The Kite Making Handbook (2004) compiled by Rossella Guerra, Giuseppe Ferlenga

The Kite Book : all the know-how you need to fly a kite (2007) by Rosanne Cobb

Kites: Flying Skills and Techniques, from Basic Toys to Sport Kites (2007) by Rosanne Cobb

Kites in History, in Teaching, and in Therapy (2009) by Jose Fadul. Lulu Press

The Kite Fighters by Linda Sue Park

The Kite Festival by Leyla Torres

